

**POWER YOUR
LIFE.**

NEW

Onan P9500df

9500 Watt Dual Fuel (Gas/LPG) Portable Generator
Gas: 7500 Running Watts | 9500 Peak Watts
Propane: 6750 Running Watts | 8550 Peak Watts



- **PUSH BUTTON & REMOTE START**
Pull cord backup
- **DUEL FUEL WITH JUST THE FLIP OF A SWITCH**
Easily switch from gas to propane with a fuel capacity of 6.6 gallons.
- **CONVENIENT TRANSFER SWITCH**
Transfer switch ready with L14-30R twist lock outlet
- **ESSENTIAL DATA DISPLAY**
VFT Data Center displays volts, frequency and lifetime hours

Cummins
ALWAYS ON

Onan P9500df





Dual Fuel (Gas/LPG) Portable Generator Features and Specifications

- Dependable 13 HP 420cc OHV 4-Stroke engine
- Dual fuel just the flip of a switch and a 6.6 gallon tank
- Battery charging port with charger included
- 3-Year Warranty

Part Number	A058U967
Gasoline Running Watts	7500
Gasoline Peak Watts	9500
Gasoline Running Amps	62.5A @ 120V 31A @ 240V
Gasoline Peak Amps	79A @ 120V 39A @ 240V
Propane Running Watts	6750
Propane Peak Watts	8550
Propane Running Amps	56 @ 120V 28A @ 240V
Propane Peak Amps	71.25 @ 120V 35.6A @ 240V
AC Voltage	120/240 Volts
AC Frequency	60 Hz
Engine Horse Power (HP)	13 HP
Total Harmonic Distortion (THD)	<23%
Automatic Voltage Regulator (AVR)	Yes
Starting System	Electric, Remote, Recoil
Battery	Included
Battery Charger Included	Yes
Remote Start Fob Included	Yes (factory paired)
Remote Start Distance (yards/meters)	109 yd. (100 m.)
Push Button Start	Yes
Mobile App Compatible	No
Engine Displacement	420cc
Engine Brand	Ducar
Engine Type	OHV 4 Stroke
Engine RPM	3600
Operational Volume (dBA)	As low as 74 dBA
Spark Plug (included)	Torch F7TC
Carburetor Kit Required to Operate at Altitude	Yes, above 2000ft
Auto Idle Control	No
Built-in Inverter	No
Engine Lubrication	Splash
Recommended Oil	SAE 10W30
Oil Bottle Size (included)	1.1 qt. (37.2 oz.)
Oil Capacity (Quarts/Ounces)	1.1 qt. (37.2 oz.)
Low Oil Shutdown	Automatic
Fuel Type	Propane or Unleaded Gasoline, 10% Ethanol or less
Fuel Shut Off	Manual
Fuel Tank Capacity (Gallons/Liters)	6.6 gal. (25 L)
Gas - Run Time at %25 Load (hrs.)	16 hrs.

Gas - Run Time at %50 Load (hrs.)	11 hrs.
Propane - Run Time at 25% Load (hrs.) With 20 lb. Standard Propane Tank	8 hrs.
Gasoline Fuel Gauge	Yes
Choke type	Automatic
Choke Location	Above Air Filter
AC Outlets	(1) 120/240V 30A (L14-30R) (2) Duplex 120V 20A GFCI (5-20R)
Ground	Neutral Bonded
Covered Outlets	Yes
Transfer Switch Ready	Yes
Cummins Smart Transfer Switch Ready	Yes
GFCI Outlets	Yes
VFT Data Center (volts, frequency, lifetime hours)	Yes
RV Ready Outlet	No
Overload Protection (circuit breaker)	Yes
Handle Style	Single Handle with Foam Grip
Wheel Kit Included	Yes
Wheel Size	10 in. Diameter, 2.5 in. Wide
Wheel Type	Polyurethane
Frame Thickness in. (mm)	1.25 in. (25 mm)
Emissions	EPA, CARB
Canada CSA Compliant	Yes
Spark Arrestor	Yes
Residential Warranty	3 Years
Commercial Warranty	1 Year
Assembled Length in. (mm)	27.25 in. (692 mm)
Assembled Width in. (mm)	26.25 in. (667 mm)
Assembled Height in. (mm)	26.25 in. (667 mm)
Extended Length in. (mm)	40.7 in. (1033.9 mm)
Carton Length in. (mm)	31 in. (787 mm)
Carton Width in. (mm)	21.75 in. (552 mm)
Carton Height in. (mm)	23.25 in. (591 mm)
Dry Unit Weight lb. (kg)	194 lb. (88 kg)
Shipping Weight lb. (kg)	202 lb. (91.6 kg)

cummins.com

-  [Instagram.com/Cummins](https://www.instagram.com/Cummins)
-  [Twitter.com/Cummins](https://twitter.com/Cummins)
-  [Facebook.com/Cummins](https://www.facebook.com/Cummins)
-  [YouTube.com/Cummins](https://www.youtube.com/Cummins)

